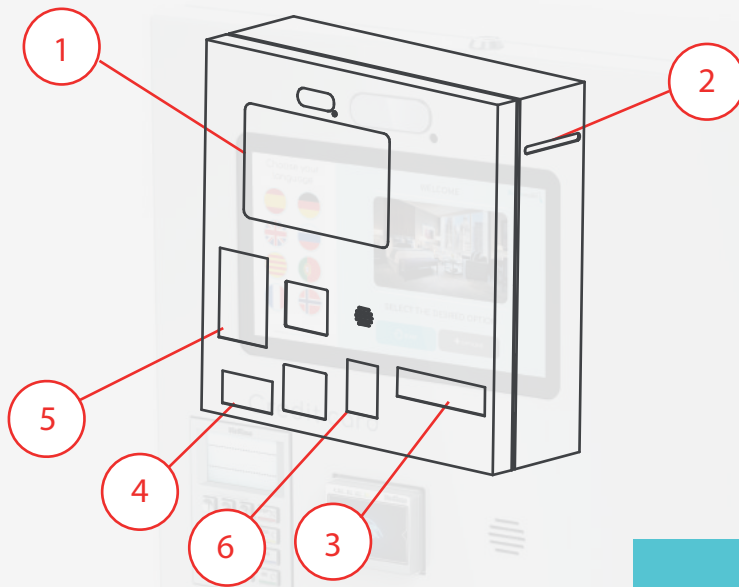




S-301

COMPONENTS



1. Touch screen
2. Ticket printer
3. Documents scanner
4. Physical keys output
5. Credit card payment
6. Barcode scanner


TECHNICAL DETAILS

GAMA S S - 301

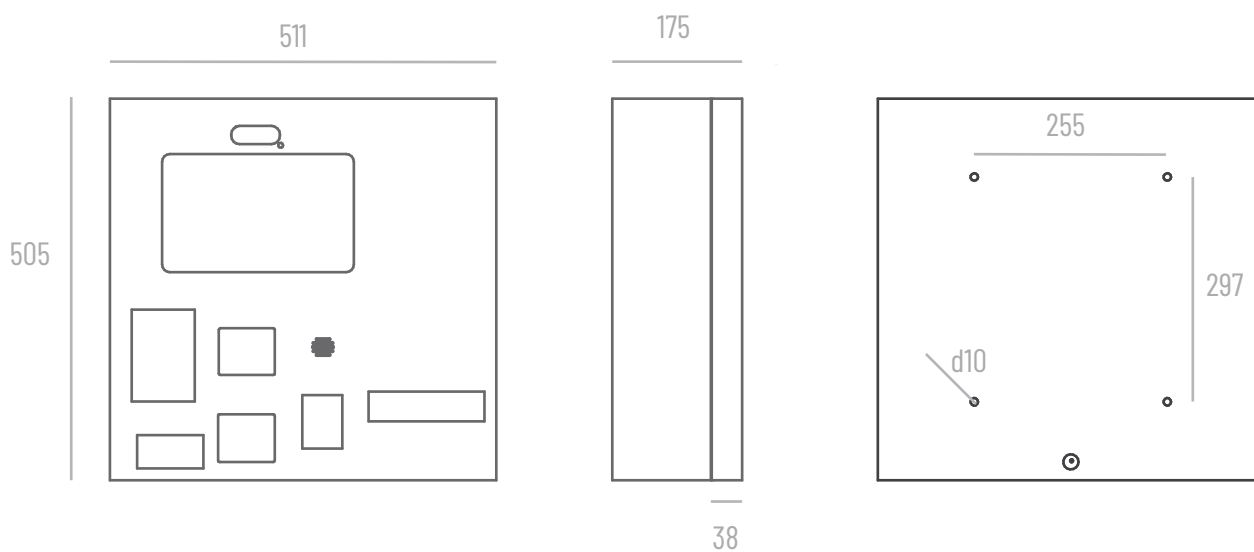


Electrical connection	Standard plug 230 V AC
Power consumption	55 W
Electrical safety	Circuit breaker 10 A
Network connection	RJ-45
Cable outlets	Rear side
Enclosure	2 mm lacquered steel
Shipping weight	47 Kg aprox.
Unpacked weight	45 Kg aprox.
Shipping dimensions	60 x 60 x 20 cm
Unpacked dimensions	51 x 50 x 17 cm
Opening	Front door with lock
Screen surface hardness	> 7 H

S
301



DIMENSIONS



INSTALLATION

